














Rank	Competitor	Age	Club	RT	PTS	Result
1	 Chloe Gladwin	S19	18	0.71	828	2:20.98 S19 NZR Entry: 2:21.37 -0.39
	50m: 32.36 100m: 1:07.99 (35.63) 150m: 1:44.56 (36.57) 200m: 2:20.98 (36.42)					
2	 Quinn Pike	S19	16 	0.74	817	2:21.64 Entry: 2:17.13 +4.51
	50m: 31.55 100m: 1:06.42 (34.87) 150m: 1:43.68 (37.26) 200m: 2:21.64 (37.96)					
3	 Emily Mullany	S19	15	0.79	431	2:55.31 Entry: 2:43.25 +12.06
	50m: 37.36 100m: 1:20.95 (43.59) 150m: 2:09.88 (48.93) 200m: 2:55.31 (45.43)					
4	 Londyn Dillinger	S9	14 		408	2:54.18 Entry: 2:43.33 +10.85
	50m: 39.57 100m: 1:24.29 (44.72) 150m: 2:09.00 (44.71) 200m: 2:54.18 (45.18)					
5	 Summer Vincent	S14	17	0.87	407	2:44.68 Entry: 2:52.42 -7.74
	50m: 38.47 100m: 1:21.11 (42.64) 150m: 2:04.00 (42.89) 200m: 2:44.68 (40.68)					
6	 Sophie Newlove	S19	13 	0.48	331	3:11.30 Entry: 3:28.00 -16.70
	50m: 41.43 100m: 1:31.02 (49.59) 150m: 2:21.87 (50.85) 200m: 3:11.30 (49.43)					
7	 Melanie-Rose Me	S19	14 	0.77	281	3:21.99 Entry: 3:25.05 -3.06
	50m: 44.71 100m: 1:37.05 (52.34) 150m: 2:32.12 (55.07) 200m: 3:21.99 (49.87)					
8	 Ruby Stace	S13	13 	0.94	276	3:15.84 Entry: 3:34.49 -18.65
	50m: 44.08 100m: 1:36.36 (52.28) 150m: 2:28.01 (51.65) 200m: 3:15.84 (47.83)					